

# CAM CLEAR BOOTH COATING

GSB Chemical Co.

Chemwatch Hazard Alert Code: 3

Chemwatch: 04-1127

Version No: 8.1.1.1

Safety Data Sheet according to WHS and ADG requirements

Issue Date: 08/04/2019

Print Date: 22/04/2019

S.GHS.AUS.EN

## SECTION 1 IDENTIFICATION OF THE SUBSTANCE / MIXTURE AND OF THE COMPANY / UNDERTAKING

### Product Identifier

Product name	CAM CLEAR BOOTH COATING
Synonyms	Not Available
Proper shipping name	ETHANOL (ETHYL ALCOHOL) or ETHANOL SOLUTION (ETHYL ALCOHOL SOLUTION)
Other means of identification	PRODUCT CODE: CSTRIPC, CSTRIP10

### Relevant identified uses of the substance or mixture and uses advised against

Relevant identified uses	Coating for spray booths to protect spray build up on walls, applied by brush or spray, water wash off.
--------------------------	---

### Details of the supplier of the safety data sheet

Registered company name	GSB Chemical Co.
Address	84 Camp Road Broadmeadows VIC 3047 Australia
Telephone	+61 3 9457 1125 (8am-5pm, Monday - Friday)
Fax	+61 3 9459 7978
Website	Not Available
Email	info@gsbchem.com.au

### Emergency telephone number

Association / Organisation	Not Available
Emergency telephone numbers	+61 3 9457 1125 (8am-5pm, Monday - Friday)
Other emergency telephone numbers	13 11 26 (After hours)


## SECTION 2 HAZARDS IDENTIFICATION

### Classification of the substance or mixture

**HAZARDOUS CHEMICAL. DANGEROUS GOODS. According to the WHS Regulations and the ADG Code.**

Poisons Schedule	Not Applicable
Classification [1]	Flammable Liquid Category 2, Eye Irritation Category 2A
Legend:	1. Classified by Chemwatch; 2. Classification drawn from HCIS; 3. Classification drawn from Regulation (EU) No 1272/2008 - Annex VI

### Label elements

Hazard pictogram(s)	
SIGNAL WORD	DANGER

### Hazard statement(s)

H225	Highly flammable liquid and vapour.
H319	Causes serious eye irritation.

### Supplementary statement(s)

Not Applicable

### Precautionary statement(s) Prevention

P210	Keep away from heat/sparks/open flames/hot surfaces. - No smoking.
P233	Keep container tightly closed.
P240	Ground/bond container and receiving equipment.
P241	Use explosion-proof electrical/ventilating/lighting/intrinsically safe equipment.
P242	Use only non-sparking tools.

Continued...

## CAM CLEAR BOOTH COATING

P243	Take precautionary measures against static discharge.
P280	Wear protective gloves/protective clothing/eye protection/face protection.

## Precautionary statement(s) Response

P370+P378	In case of fire: Use alcohol resistant foam or normal protein foam for extinction.
P305+P351+P338	IF IN EYES: Rinse cautiously with water for several minutes. Remove contact lenses, if present and easy to do. Continue rinsing.
P337+P313	If eye irritation persists: Get medical advice/attention.
P303+P361+P353	IF ON SKIN (or hair): Remove/Take off immediately all contaminated clothing. Rinse skin with water/shower.

## Precautionary statement(s) Storage

P403+P235	Store in a well-ventilated place. Keep cool.
-----------	--

## Precautionary statement(s) Disposal

P501	Dispose of contents/container in accordance with local regulations.
------	---

## SECTION 3 COMPOSITION / INFORMATION ON INGREDIENTS

## Substances

See section below for composition of Mixtures

## Mixtures

CAS No	%[weight]	Name
64-17-5	30-60	ethanol
Not Available	10-<30	polyvinyl alcohol resin, proprietary
7732-18-5	30-60	water

## SECTION 4 FIRST AID MEASURES

## Description of first aid measures

Eye Contact	<p>If this product comes in contact with the eyes:</p> <ul style="list-style-type: none"> <li>Wash out immediately with fresh running water.</li> <li>Ensure complete irrigation of the eye by keeping eyelids apart and away from eye and moving the eyelids by occasionally lifting the upper and lower lids.</li> <li>Seek medical attention without delay; if pain persists or recurs seek medical attention.</li> <li>Removal of contact lenses after an eye injury should only be undertaken by skilled personnel.</li> </ul>
Skin Contact	<p>If skin contact occurs:</p> <ul style="list-style-type: none"> <li>Immediately remove all contaminated clothing, including footwear.</li> <li>Flush skin and hair with running water (and soap if available).</li> <li>Seek medical attention in event of irritation.</li> </ul>
Inhalation	<ul style="list-style-type: none"> <li>If fumes or combustion products are inhaled remove from contaminated area.</li> <li>Lay patient down. Keep warm and rested.</li> <li>Prostheses such as false teeth, which may block airway, should be removed, where possible, prior to initiating first aid procedures.</li> <li>Apply artificial respiration if not breathing, preferably with a demand valve resuscitator, bag-valve mask device, or pocket mask as trained. Perform CPR if necessary.</li> <li>Transport to hospital, or doctor.</li> </ul>
Ingestion	<ul style="list-style-type: none"> <li>If swallowed do <b>NOT</b> induce vomiting.</li> <li>If vomiting occurs, lean patient forward or place on left side (head-down position, if possible) to maintain open airway and prevent aspiration.</li> <li>Observe the patient carefully.</li> <li>Never give liquid to a person showing signs of being sleepy or with reduced awareness; i.e. becoming unconscious.</li> <li>Give water to rinse out mouth, then provide liquid slowly and as much as casualty can comfortably drink.</li> <li>Seek medical advice.</li> </ul>

## Indication of any immediate medical attention and special treatment needed

Treat symptomatically.

For acute or short term repeated exposures to ethanol:

- Acute ingestion in non-tolerant patients usually responds to supportive care with special attention to prevention of aspiration, replacement of fluid and correction of nutritional deficiencies (magnesium, thiamine pyridoxine, Vitamins C and K).
- Give 50% dextrose (50-100 ml) IV to obtunded patients following blood draw for glucose determination.
- Comatose patients should be treated with initial attention to airway, breathing, circulation and drugs of immediate importance (glucose, thiamine).
- Decontamination is probably unnecessary more than 1 hour after a single observed ingestion. Cathartics and charcoal may be given but are probably not effective in single ingestions.
- Fructose administration is contra-indicated due to side effects.

## SECTION 5 FIREFIGHTING MEASURES

## Extinguishing media

- Alcohol stable foam.
- Dry chemical powder.
- BCF (where regulations permit).
- Carbon dioxide.
- Water spray or fog - Large fires only.

## Special hazards arising from the substrate or mixture

## CAM CLEAR BOOTH COATING

## Fire Incompatibility

- Avoid contamination with oxidising agents i.e. nitrates, oxidising acids, chlorine bleaches, pool chlorine etc. as ignition may result

## Advice for firefighters

<b>Fire Fighting</b>	<ul style="list-style-type: none"> <li>■ Alert Fire Brigade and tell them location and nature of hazard.</li> <li>■ May be violently or explosively reactive.</li> <li>■ Wear breathing apparatus plus protective gloves.</li> <li>■ Prevent, by any means available, spillage from entering drains or water course.</li> <li>■ If safe, switch off electrical equipment until vapour fire hazard removed.</li> <li>■ Use water delivered as a fine spray to control fire and cool adjacent area.</li> <li>■ Avoid spraying water onto liquid pools.</li> <li>■ <b>DO NOT</b> approach containers suspected to be hot.</li> <li>■ Cool fire exposed containers with water spray from a protected location.</li> <li>■ If safe to do so, remove containers from path of fire.</li> </ul>
<b>Fire/Explosion Hazard</b>	<ul style="list-style-type: none"> <li>■ Liquid and vapour are highly flammable.</li> <li>■ Severe fire hazard when exposed to heat, flame and/or oxidisers.</li> <li>■ Vapour may travel a considerable distance to source of ignition.</li> <li>■ Heating may cause expansion or decomposition leading to violent rupture of containers.</li> <li>■ On combustion, may emit toxic fumes of carbon monoxide (CO).</li> </ul> <p>Combustion products include: carbon monoxide (CO) carbon dioxide (CO<sub>2</sub>) other pyrolysis products typical of burning organic material.</p>
<b>HAZCHEM</b>	•2YE

## SECTION 6 ACCIDENTAL RELEASE MEASURES

## Personal precautions, protective equipment and emergency procedures

See section 8

## Environmental precautions

See section 12

## Methods and material for containment and cleaning up

<b>Minor Spills</b>	<ul style="list-style-type: none"> <li>■ Remove all ignition sources.</li> <li>■ Clean up all spills immediately.</li> <li>■ Avoid breathing vapours and contact with skin and eyes.</li> <li>■ Control personal contact with the substance, by using protective equipment.</li> <li>■ Contain and absorb small quantities with vermiculite or other absorbent material.</li> <li>■ Wipe up.</li> <li>■ Collect residues in a flammable waste container.</li> </ul>
<b>Major Spills</b>	<ul style="list-style-type: none"> <li>■ Clear area of personnel and move upwind.</li> <li>■ Alert Fire Brigade and tell them location and nature of hazard.</li> <li>■ May be violently or explosively reactive.</li> <li>■ Wear breathing apparatus plus protective gloves.</li> <li>■ Prevent, by any means available, spillage from entering drains or water course.</li> <li>■ Consider evacuation (or protect in place).</li> <li>■ No smoking, naked lights or ignition sources.</li> <li>■ Increase ventilation.</li> <li>■ Stop leak if safe to do so.</li> <li>■ Water spray or fog may be used to disperse /absorb vapour.</li> <li>■ Contain spill with sand, earth or vermiculite.</li> <li>■ Use only spark-free shovels and explosion proof equipment.</li> <li>■ Collect recoverable product into labelled containers for recycling.</li> <li>■ Absorb remaining product with sand, earth or vermiculite.</li> <li>■ Collect solid residues and seal in labelled drums for disposal.</li> <li>■ Wash area and prevent runoff into drains.</li> <li>■ If contamination of drains or waterways occurs, advise emergency services.</li> </ul>

Personal Protective Equipment advice is contained in Section 8 of the SDS.

## SECTION 7 HANDLING AND STORAGE

## Precautions for safe handling

<b>Safe handling</b>	<ul style="list-style-type: none"> <li>■ Containers, even those that have been emptied, may contain explosive vapours.</li> <li>■ Do NOT cut, drill, grind, weld or perform similar operations on or near containers.</li> <li>■ <b>DO NOT allow clothing wet with material to stay in contact with skin</b></li> <li>■ Avoid all personal contact, including inhalation.</li> <li>■ Wear protective clothing when risk of overexposure occurs.</li> <li>■ Use in a well-ventilated area.</li> <li>■ Prevent concentration in hollows and sumps.</li> <li>■ <b>DO NOT enter confined spaces until atmosphere has been checked.</b></li> <li>■ Avoid smoking, naked lights or ignition sources.</li> <li>■ Avoid generation of static electricity.</li> <li>■ <b>DO NOT use plastic buckets.</b></li> <li>■ Earth all lines and equipment.</li> <li>■ Use spark-free tools when handling.</li> <li>■ Avoid contact with incompatible materials.</li> <li>■ <b>When handling, DO NOT eat, drink or smoke.</b></li> <li>■ Keep containers securely sealed when not in use.</li> <li>■ Avoid physical damage to containers.</li> </ul>
----------------------	--

## CAM CLEAR BOOTH COATING

	<ul style="list-style-type: none"> <li>■ Always wash hands with soap and water after handling.</li> <li>■ Work clothes should be laundered separately.</li> <li>■ Use good occupational work practice.</li> <li>■ Observe manufacturer's storage and handling recommendations contained within this SDS.</li> <li>■ Atmosphere should be regularly checked against established exposure standards to ensure safe working conditions.</li> </ul>
<b>Other information</b>	<ul style="list-style-type: none"> <li>■ Store in original containers in approved flammable liquid storage area.</li> <li>■ Store away from incompatible materials in a cool, dry, well-ventilated area.</li> <li>■ <b>DO NOT store in pits, depressions, basements or areas where vapours may be trapped.</b></li> <li>■ No smoking, naked lights, heat or ignition sources.</li> <li>■ Storage areas should be clearly identified, well illuminated, clear of obstruction and accessible only to trained and authorised personnel - adequate security must be provided so that unauthorised personnel do not have access.</li> <li>■ Store according to applicable regulations for flammable materials for storage tanks, containers, piping, buildings, rooms, cabinets, allowable quantities and minimum storage distances.</li> <li>■ Use non-sparking ventilation systems, approved explosion proof equipment and intrinsically safe electrical systems.</li> <li>■ Have appropriate extinguishing capability in storage area (e.g. portable fire extinguishers - dry chemical, foam or carbon dioxide) and flammable gas detectors.</li> <li>■ Keep adsorbents for leaks and spills readily available.</li> <li>■ Protect containers against physical damage and check regularly for leaks.</li> <li>■ Observe manufacturer's storage and handling recommendations contained within this SDS.</li> </ul> <p>In addition, for tank storages (where appropriate):</p> <ul style="list-style-type: none"> <li>■ Store in grounded, properly designed and approved vessels and away from incompatible materials.</li> <li>■ For bulk storages, consider use of floating roof or nitrogen blanketed vessels; where venting to atmosphere is possible, equip storage tank vents with flame arrestors; inspect tank vents during winter conditions for vapour/ ice build-up.</li> <li>■ Storage tanks should be above ground and diked to hold entire contents.</li> </ul>

**Conditions for safe storage, including any incompatibilities**

<b>Suitable container</b>	<ul style="list-style-type: none"> <li>■ Packing as supplied by manufacturer.</li> <li>■ Plastic containers may only be used if approved for flammable liquid.</li> <li>■ Check that containers are clearly labelled and free from leaks.</li> <li>■ For low viscosity materials (i) : Drums and jerry cans must be of the non-removable head type. (ii) : Where a can is to be used as an inner package, the can must have a screwed enclosure.</li> <li>■ For materials with a viscosity of at least 2680 cSt. (23 deg. C)</li> <li>■ For manufactured product having a viscosity of at least 250 cSt. (23 deg. C)</li> <li>■ Manufactured product that requires stirring before use and having a viscosity of at least 20 cSt (25 deg. C): (i) Removable head packaging; (ii) Cans with friction closures and (iii) low pressure tubes and cartridges may be used.</li> <li>■ Where combination packages are used, and the inner packages are of glass, there must be sufficient inert cushioning material in contact with inner and outer packages</li> <li>■ In addition, where inner packagings are glass and contain liquids of packing group I there must be sufficient inert absorbent to absorb any spillage, unless the outer packaging is a close fitting moulded plastic box and the substances are not incompatible with the plastic.</li> </ul>
<b>Storage incompatibility</b>	<ul style="list-style-type: none"> <li>■ Avoid oxidising agents, acids, acid chlorides, acid anhydrides, chloroformates.</li> <li>■ Avoid strong bases.</li> </ul>

**SECTION 8 EXPOSURE CONTROLS / PERSONAL PROTECTION****Control parameters****OCCUPATIONAL EXPOSURE LIMITS (OEL)****INGREDIENT DATA**

Source	Ingredient	Material name	TWA	STEL	Peak	Notes
Australia Exposure Standards	ethanol	Ethyl alcohol	1000 ppm / 1880 mg/m3	Not Available	Not Available	Not Available

**EMERGENCY LIMITS**


Ingredient	Material name	TEEL-1	TEEL-2	TEEL-3
ethanol	Ethyl alcohol; (Ethanol)	Not Available	Not Available	15000 ppm

Ingredient	Original IDLH	Revised IDLH
ethanol	3,300 ppm	Not Available
water	Not Available	Not Available

**Exposure controls**

<b>Appropriate engineering controls</b>	<p>Engineering controls are used to remove a hazard or place a barrier between the worker and the hazard. Well-designed engineering controls can be highly effective in protecting workers and will typically be independent of worker interactions to provide this high level of protection.</p> <p>The basic types of engineering controls are:</p> <p>Process controls which involve changing the way a job activity or process is done to reduce the risk.</p> <p>Enclosure and/or isolation of emission source which keeps a selected hazard "physically" away from the worker and ventilation that strategically "adds" and "removes" air in the work environment. Ventilation can remove or dilute an air contaminant if designed properly. The design of a ventilation system must match the particular process and chemical or contaminant in use.</p> <p>Employers may need to use multiple types of controls to prevent employee overexposure.</p> <p>For flammable liquids and flammable gases, local exhaust ventilation or a process enclosure ventilation system may be required. Ventilation equipment should be explosion-resistant.</p> <p>Air contaminants generated in the workplace possess varying "escape" velocities which, in turn, determine the "capture velocities" of fresh circulating air required to effectively remove the contaminant.</p>				
	<table border="1"> <thead> <tr> <th>Type of Contaminant:</th> <th>Air Speed:</th> </tr> </thead> <tbody> <tr> <td>solvent, vapours, degreasing etc., evaporating from tank (in still air).</td> <td>0.25-0.5 m/s (50-100 f/min.)</td> </tr> </tbody> </table>	Type of Contaminant:	Air Speed:	solvent, vapours, degreasing etc., evaporating from tank (in still air).	0.25-0.5 m/s (50-100 f/min.)
Type of Contaminant:	Air Speed:				
solvent, vapours, degreasing etc., evaporating from tank (in still air).	0.25-0.5 m/s (50-100 f/min.)				

## CAM CLEAR BOOTH COATING

	aerosols, fumes from pouring operations, intermittent container filling, low speed conveyer transfers, welding, spray drift, plating acid fumes, pickling (released at low velocity into zone of active generation)	0.5-1 m/s (100-200 f/min.)										
	direct spray, spray painting in shallow booths, drum filling, conveyer loading, crusher dusts, gas discharge (active generation into zone of rapid air motion)	1-2.5 m/s (200-500 f/min.)										
<p>Within each range the appropriate value depends on:</p> <table border="1" data-bbox="384 398 1485 568"> <thead> <tr> <th data-bbox="384 398 1082 434">Lower end of the range</th> <th data-bbox="1082 398 1485 434">Upper end of the range</th> </tr> </thead> <tbody> <tr> <td data-bbox="384 434 1082 465">1: Room air currents minimal or favourable to capture</td> <td data-bbox="1082 434 1485 465">1: Disturbing room air currents</td> </tr> <tr> <td data-bbox="384 465 1082 497">2: Contaminants of low toxicity or of nuisance value only.</td> <td data-bbox="1082 465 1485 497">2: Contaminants of high toxicity</td> </tr> <tr> <td data-bbox="384 497 1082 528">3: Intermittent, low production.</td> <td data-bbox="1082 497 1485 528">3: High production, heavy use</td> </tr> <tr> <td data-bbox="384 528 1082 568">4: Large hood or large air mass in motion</td> <td data-bbox="1082 528 1485 568">4: Small hood-local control only</td> </tr> </tbody> </table> <p>Simple theory shows that air velocity falls rapidly with distance away from the opening of a simple extraction pipe. Velocity generally decreases with the square of distance from the extraction point (in simple cases). Therefore the air speed at the extraction point should be adjusted, accordingly, after reference to distance from the contaminating source. The air velocity at the extraction fan, for example, should be a minimum of 1-2 m/s (200-400 f/min.) for extraction of solvents generated in a tank 2 meters distant from the extraction point. Other mechanical considerations, producing performance deficits within the extraction apparatus, make it essential that theoretical air velocities are multiplied by factors of 10 or more when extraction systems are installed or used.</p>			Lower end of the range	Upper end of the range	1: Room air currents minimal or favourable to capture	1: Disturbing room air currents	2: Contaminants of low toxicity or of nuisance value only.	2: Contaminants of high toxicity	3: Intermittent, low production.	3: High production, heavy use	4: Large hood or large air mass in motion	4: Small hood-local control only
Lower end of the range	Upper end of the range											
1: Room air currents minimal or favourable to capture	1: Disturbing room air currents											
2: Contaminants of low toxicity or of nuisance value only.	2: Contaminants of high toxicity											
3: Intermittent, low production.	3: High production, heavy use											
4: Large hood or large air mass in motion	4: Small hood-local control only											
<b>Personal protection</b>												
<b>Eye and face protection</b>	<ul style="list-style-type: none"> <li>■ Safety glasses with side shields.</li> <li>■ Chemical goggles.</li> <li>■ Contact lenses may pose a special hazard; soft contact lenses may absorb and concentrate irritants. A written policy document, describing the wearing of lenses or restrictions on use, should be created for each workplace or task. This should include a review of lens absorption and adsorption for the class of chemicals in use and an account of injury experience. Medical and first-aid personnel should be trained in their removal and suitable equipment should be readily available. In the event of chemical exposure, begin eye irrigation immediately and remove contact lens as soon as practicable. Lens should be removed at the first signs of eye redness or irritation - lens should be removed in a clean environment only after workers have washed hands thoroughly. [CDC NIOSH Current Intelligence Bulletin 59], [AS/NZS 1336 or national equivalent]</li> </ul>											
<b>Skin protection</b>	See Hand protection below											
<b>Hands/feet protection</b>	<ul style="list-style-type: none"> <li>■ Wear chemical protective gloves, e.g. PVC.</li> <li>■ Wear safety footwear or safety gumboots, e.g. Rubber</li> </ul> <p>The selection of suitable gloves does not only depend on the material, but also on further marks of quality which vary from manufacturer to manufacturer. Where the chemical is a preparation of several substances, the resistance of the glove material can not be calculated in advance and has therefore to be checked prior to the application.</p> <p>The exact break through time for substances has to be obtained from the manufacturer of the protective gloves and has to be observed when making a final choice.</p> <p>Personal hygiene is a key element of effective hand care. Gloves must only be worn on clean hands. After using gloves, hands should be washed and dried thoroughly. Application of a non-perfumed moisturiser is recommended.</p> <p>Suitability and durability of glove type is dependent on usage. Important factors in the selection of gloves include:</p> <ul style="list-style-type: none"> <li>- frequency and duration of contact,</li> <li>- chemical resistance of glove material,</li> <li>- glove thickness and</li> <li>- dexterity</li> </ul> <p>Select gloves tested to a relevant standard (e.g. Europe EN 374, US F739, AS/NZS 2161.1 or national equivalent).</p> <ul style="list-style-type: none"> <li>- When prolonged or frequently repeated contact may occur, a glove with a protection class of 5 or higher (breakthrough time greater than 240 minutes according to EN 374, AS/NZS 2161.10.1 or national equivalent) is recommended.</li> <li>- When only brief contact is expected, a glove with a protection class of 3 or higher (breakthrough time greater than 60 minutes according to EN 374, AS/NZS 2161.10.1 or national equivalent) is recommended.</li> <li>- Some glove polymer types are less affected by movement and this should be taken into account when considering gloves for long-term use.</li> <li>- Contaminated gloves should be replaced.</li> </ul> <p>As defined in ASTM F-739-96 in any application, gloves are rated as:</p> <ul style="list-style-type: none"> <li>- Excellent when breakthrough time &gt; 480 min</li> <li>- Good when breakthrough time &gt; 20 min</li> <li>- Fair when breakthrough time &lt; 20 min</li> <li>- Poor when glove material degrades</li> </ul> <p>For general applications, gloves with a thickness typically greater than 0.35 mm, are recommended.</p> <p>It should be emphasised that glove thickness is not necessarily a good predictor of glove resistance to a specific chemical, as the permeation efficiency of the glove will be dependent on the exact composition of the glove material. Therefore, glove selection should also be based on consideration of the task requirements and knowledge of breakthrough times.</p> <p>Glove thickness may also vary depending on the glove manufacturer, the glove type and the glove model. Therefore, the manufacturers' technical data should always be taken into account to ensure selection of the most appropriate glove for the task.</p> <p>Note: Depending on the activity being conducted, gloves of varying thickness may be required for specific tasks. For example:</p> <ul style="list-style-type: none"> <li>- Thinner gloves (down to 0.1 mm or less) may be required where a high degree of manual dexterity is needed. However, these gloves are only likely to give short duration protection and would normally be just for single use applications, then disposed of.</li> <li>- Thicker gloves (up to 3 mm or more) may be required where there is a mechanical (as well as a chemical) risk i.e. where there is abrasion or puncture potential</li> </ul> <p>Gloves must only be worn on clean hands. After using gloves, hands should be washed and dried thoroughly. Application of a non-perfumed moisturiser is recommended.</p>											
<b>Body protection</b>	See Other protection below											
<b>Other protection</b>	<ul style="list-style-type: none"> <li>■ Overalls.</li> <li>■ PVC Apron.</li> <li>■ PVC protective suit may be required if exposure severe.</li> <li>■ Eyewash unit.</li> <li>■ Ensure there is ready access to a safety shower.</li> <li>■ Some plastic personal protective equipment (PPE) (e.g. gloves, aprons, overshoes) are not recommended as they may produce static electricity.</li> <li>■ For large scale or continuous use wear tight-weave non-static clothing (no metallic fasteners, cuffs or pockets).</li> </ul>											

## CAM CLEAR BOOTH COATING

- Non sparking safety or conductive footwear should be considered. Conductive footwear describes a boot or shoe with a sole made from a conductive compound chemically bound to the bottom components, for permanent control to electrically ground the foot and shall dissipate static electricity from the body to reduce the possibility of ignition of volatile compounds. Electrical resistance must range between 0 to 500,000 ohms. Conductive shoes should be stored in lockers close to the room in which they are worn. Personnel who have been issued conductive footwear should not wear them from their place of work to their homes and return.

### Respiratory protection

Type A Filter of sufficient capacity. (AS/NZS 1716 & 1715, EN 143:2000 & 149:2001, ANSI Z88 or national equivalent)

- Cartridge respirators should never be used for emergency ingress or in areas of unknown vapour concentrations or oxygen content.
- The wearer must be warned to leave the contaminated area immediately on detecting any odours through the respirator. The odour may indicate that the mask is not functioning properly, that the vapour concentration is too high, or that the mask is not properly fitted. Because of these limitations, only restricted use of cartridge respirators is considered appropriate.
- Cartridge performance is affected by humidity. Cartridges should be changed after 2 hr of continuous use unless it is determined that the humidity is less than 75%, in which case, cartridges can be used for 4 hr. Used cartridges should be discarded daily, regardless of the length of time used

## SECTION 9 PHYSICAL AND CHEMICAL PROPERTIES

### Information on basic physical and chemical properties

<b>Appearance</b>	Clear highly flammable liquid with alcohol like odour; mixes with water.		
<b>Physical state</b>	Liquid	<b>Relative density (Water = 1)</b>	0.93
<b>Odour</b>	Not Available	<b>Partition coefficient n-octanol / water</b>	Not Available
<b>Odour threshold</b>	Not Available	<b>Auto-ignition temperature (°C)</b>	Not Available
<b>pH (as supplied)</b>	~7	<b>Decomposition temperature</b>	Not Available
<b>Melting point / freezing point (°C)</b>	Not Available	<b>Viscosity (cSt)</b>	Not Available
<b>Initial boiling point and boiling range (°C)</b>	78-100	<b>Molecular weight (g/mol)</b>	Not Applicable
<b>Flash point (°C)</b>	13	<b>Taste</b>	Not Available
<b>Evaporation rate</b>	Not Available	<b>Explosive properties</b>	Not Available
<b>Flammability</b>	HIGHLY FLAMMABLE.	<b>Oxidising properties</b>	Not Available
<b>Upper Explosive Limit (%)</b>	Not Available	<b>Surface Tension (dyn/cm or mN/m)</b>	Not Available
<b>Lower Explosive Limit (%)</b>	Not Available	<b>Volatile Component (%vol)</b>	>70
<b>Vapour pressure (kPa)</b>	Not Available	<b>Gas group</b>	Not Available
<b>Solubility in water</b>	Miscible	<b>pH as a solution (1%)</b>	Not Available
<b>Vapour density (Air = 1)</b>	Not Available	<b>VOC g/L</b>	Not Available

## SECTION 10 STABILITY AND REACTIVITY

<b>Reactivity</b>	See section 7
<b>Chemical stability</b>	<ul style="list-style-type: none"> <li>Unstable in the presence of incompatible materials.</li> <li>Product is considered stable.</li> <li>Hazardous polymerisation will not occur.</li> </ul>
<b>Possibility of hazardous reactions</b>	See section 7
<b>Conditions to avoid</b>	See section 7
<b>Incompatible materials</b>	See section 7
<b>Hazardous decomposition products</b>	See section 5

## SECTION 11 TOXICOLOGICAL INFORMATION

### Information on toxicological effects

<b>Inhaled</b>	<p>Inhalation of vapours may cause drowsiness and dizziness. This may be accompanied by sleepiness, reduced alertness, loss of reflexes, lack of co-ordination, and vertigo.</p> <p>Inhalation of vapours or aerosols (mists, fumes), generated by the material during the course of normal handling, may be damaging to the health of the individual.</p> <p>There is some evidence to suggest that the material can cause respiratory irritation in some persons. The body's response to such irritation can cause further lung damage.</p> <p>Animal testing shows that the most common signs of inhalation overdose is inco-ordination and drowsiness.</p> <p>Inhalation of high concentrations of gas/vapour causes lung irritation with coughing and nausea, central nervous depression with headache and dizziness, slowing of reflexes, fatigue and inco-ordination.</p>					
<b>Ingestion</b>	<p>Accidental ingestion of the material may be damaging to the health of the individual.</p> <p>Ingestion of ethanol (ethyl alcohol, "alcohol") may produce nausea, vomiting, bleeding from the digestive tract, abdominal pain, and diarrhoea. Effects on the body:</p> <table border="1" style="width: 100%;"> <tr> <td>Blood concentration</td> <td>Effects</td> </tr> <tr> <td>&lt;1.5 g/L</td> <td>Mild: impaired vision, co-ordination and reaction time; emotional instability</td> </tr> </table>		Blood concentration	Effects	<1.5 g/L	Mild: impaired vision, co-ordination and reaction time; emotional instability
Blood concentration	Effects					
<1.5 g/L	Mild: impaired vision, co-ordination and reaction time; emotional instability					

## CAM CLEAR BOOTH COATING

	1.5-3.0 g/L	Moderate: Slurred speech, confusion, inco-ordination, emotional instability, disturbances in perception and senses, possible blackouts, and impaired objective performance in standardized tests. Possible double vision, flushing, fast heart rate, sweating and incontinence. Slow breathing may occur rarely and fast breathing may develop in cases of metabolic acidosis, low blood sugar and low blood potassium. Central nervous system depression may progress to coma.
	3-5 g/L	Severe: cold clammy skin, low body temperature and low blood pressure. Atrial fibrillation and heart block have been reported. Depression of breathing may occur, respiratory failure may follow serious poisoning, choking on vomit may result in lung inflammation and swelling. Convulsions due to severe low blood sugar may also occur. Acute liver inflammation may develop.
<b>Skin Contact</b>	Skin contact is not thought to have harmful health effects (as classified under EC Directives); the material may still produce health damage following entry through wounds, lesions or abrasions. There is some evidence to suggest that the material may cause moderate inflammation of the skin either following direct contact or after a delay of some time. Repeated exposure can cause contact dermatitis which is characterised by redness, swelling and blistering. Open cuts, abraded or irritated skin should not be exposed to this material. Entry into the blood-stream, through, for example, cuts, abrasions or lesions, may produce systemic injury with harmful effects. Examine the skin prior to the use of the material and ensure that any external damage is suitably protected.	
<b>Eye</b>	Direct contact of the eye with ethanol (alcohol) may cause an immediate stinging and burning sensation, with reflex closure of the lid, and a temporary, tearing injury to the cornea together with redness of the conjunctiva. Discomfort may last 2 days but usually the injury heals without treatment. There is evidence that material may produce eye irritation in some persons and produce eye damage 24 hours or more after instillation. Severe inflammation may be expected with pain.	
<b>Chronic</b>	Substance accumulation, in the human body, may occur and may cause some concern following repeated or long-term occupational exposure. Prolonged exposure to ethanol may cause damage to the liver and cause scarring. It may also worsen damage caused by other agents.	

CAM CLEAR BOOTH COATING	TOXICITY	IRRITATION
	Not Available	Not Available
<b>ethanol</b>	Inhalation (rat) LC50: 124.7 mg/l/4H <sup>[2]</sup>	Eye (rabbit): 500 mg SEVERE
	Oral (rat) LD50: =1501 mg/kg <sup>[2]</sup>	Eye (rabbit):100mg/24hr-moderate
		Eye: adverse effect observed (irritating) <sup>[1]</sup>
		Skin (rabbit):20 mg/24hr-moderate
		Skin (rabbit):400 mg (open)-mild
<b>water</b>	Oral (rat) LD50: >90000 mg/kg <sup>[2]</sup>	Not Available
		Skin: no adverse effect observed (not irritating) <sup>[1]</sup>

**Legend:** 1. Value obtained from Europe ECHA Registered Substances - Acute toxicity 2.\* Value obtained from manufacturer's SDS. Unless otherwise specified data extracted from RTECS - Register of Toxic Effect of chemical Substances

<b>ETHANOL</b>	The material may cause skin irritation after prolonged or repeated exposure and may produce on contact skin redness, swelling, the production of vesicles, scaling and thickening of the skin.
<b>WATER</b>	No significant acute toxicological data identified in literature search.

<b>Acute Toxicity</b>	✘	<b>Carcinogenicity</b>	✘
<b>Skin Irritation/Corrosion</b>	✘	<b>Reproductivity</b>	✘
<b>Serious Eye Damage/Irritation</b>	✔	<b>STOT - Single Exposure</b>	✘
<b>Respiratory or Skin sensitisation</b>	✘	<b>STOT - Repeated Exposure</b>	✘
<b>Mutagenicity</b>	✘	<b>Aspiration Hazard</b>	✘

**Legend:** ✘ – Data either not available or does not fill the criteria for classification  
✔ – Data available to make classification

## SECTION 12 ECOLOGICAL INFORMATION

## Toxicity

## CAM CLEAR BOOTH COATING

CAM CLEAR BOOTH COATING	ENDPOINT	TEST DURATION (HR)	SPECIES	VALUE	SOURCE
	Not Available	Not Available	Not Available	Not Available	Not Available

ethanol	ENDPOINT	TEST DURATION (HR)	SPECIES	VALUE	SOURCE
	LC50	96	Fish	11-mg/L	2
	EC50	48	Crustacea	2mg/L	4
	EC50	96	Algae or other aquatic plants	17.921mg/L	4
	NOEC	2016	Fish	0.000375mg/L	4

water	ENDPOINT	TEST DURATION (HR)	SPECIES	VALUE	SOURCE
	LC50	96	Fish	897.520mg/L	3
EC50	96	Algae or other aquatic plants	8768.874mg/L	3	

**Legend:** *Extracted from 1. IUCLID Toxicity Data 2. Europe ECHA Registered Substances - Ecotoxicological Information - Aquatic Toxicity 3. EPIWIN Suite V3.12 (QSAR) - Aquatic Toxicity Data (Estimated) 4. US EPA, Ecotox database - Aquatic Toxicity Data 5. ECETOC Aquatic Hazard Assessment Data 6. NITE (Japan) - Bioconcentration Data 7. METI (Japan) - Bioconcentration Data 8. Vendor Data*

For Ethanol:  
log Kow: -0.31 to -0.32;  
Koc 1: Estimated BCF= 3;  
Half-life (hr) air: 144;  
Half-life (hr) H2O surface water: 144;  
Henry's atm m3 /mol: 6.29E-06;  
BOD 5 if unstated: 0.93-1.67,63%  
COD: 1.99-2.11,97%;  
ThOD : 2.1.

Environmental Fate: Terrestrial - Ethanol quickly biodegrades in soil but may leach into ground water; most is lost by evaporation. Ethanol is expected to have very high mobility in soil. Volatilization of ethanol from moist soil surfaces is expected to be an important fate process. The potential for volatilization of ethanol from dry soil surfaces may exist. Biodegradation is expected to be an important fate process for ethanol based on half-lives on the order of a few days for ethanol in sandy soil/groundwater microcosms.

Atmospheric Fate: Ethanol is expected to exist solely as a vapour in the ambient atmosphere. Vapour-phase ethanol is degraded in the atmosphere by reaction with photochemically-produced hydroxyl radicals; the half-life for this reaction in air is estimated to be 5 days. Ethanol readily degraded by reaction with photochemically produced hydroxy radicals; release into air will result in photodegradation and wet deposition.

Aquatic Fate: When released into water ethanol readily evaporates and is biodegradable. Ethanol is not expected to adsorb to suspended solids and sediment. Volatilization from water surfaces is expected and volatilization half-lives for a model river and model lake are 3 and 39 days, respectively. Bioconcentration in aquatic organisms is considered to be low. Hydrolysis and photolysis in sunlit surface waters is not expected to be an important environmental fate process for ethanol and is unlikely to be persistent in aquatic environments.

**DO NOT** discharge into sewer or waterways.

#### Persistence and degradability

Ingredient	Persistence: Water/Soil	Persistence: Air
ethanol	LOW (Half-life = 2.17 days)	LOW (Half-life = 5.08 days)
water	LOW	LOW

#### Bioaccumulative potential

Ingredient	Bioaccumulation
ethanol	LOW (LogKOW = -0.31)
water	LOW (LogKOW = -1.38)

#### Mobility in soil

Ingredient	Mobility
ethanol	HIGH (KOC = 1)
water	LOW (KOC = 14.3)

## SECTION 13 DISPOSAL CONSIDERATIONS

#### Waste treatment methods

<b>Product / Packaging disposal</b>	<p>Legislation addressing waste disposal requirements may differ by country, state and/ or territory. Each user must refer to laws operating in their area. In some areas, certain wastes must be tracked.</p> <p>A Hierarchy of Controls seems to be common - the user should investigate:</p> <ul style="list-style-type: none"> <li>■ Reduction</li> <li>■ Reuse</li> <li>■ Recycling</li> <li>■ Disposal (if all else fails)</li> </ul> <p>This material may be recycled if unused, or if it has not been contaminated so as to make it unsuitable for its intended use. If it has been contaminated, it may be possible to reclaim the product by filtration, distillation or some other means. Shelf life considerations should also be applied in making decisions of this type. Note that properties of a material may change in use, and recycling or reuse may not always be appropriate.</p> <ul style="list-style-type: none"> <li>■ <b>DO NOT</b> allow wash water from cleaning or process equipment to enter drains.</li> <li>■ It may be necessary to collect all wash water for treatment before disposal.</li> <li>■ In all cases disposal to sewer may be subject to local laws and regulations and these should be considered first.</li> <li>■ Where in doubt contact the responsible authority.</li> <li>■ Recycle wherever possible.</li> </ul>
-------------------------------------	--


Continued...



- Consult manufacturer for recycling options or consult local or regional waste management authority for disposal if no suitable treatment or disposal facility can be identified.
- Dispose of by: burial in a land-fill specifically licensed to accept chemical and / or pharmaceutical wastes or Incineration in a licensed apparatus (after admixture with suitable combustible material).
- Decontaminate empty containers. Observe all label safeguards until containers are cleaned and destroyed.

## SECTION 14 TRANSPORT INFORMATION

### Labels Required

	
<b>Marine Pollutant</b>	NO Not Applicable
<b>HAZCHEM</b>	-2YE

### Land transport (ADG)

<b>UN number</b>	1170
<b>UN proper shipping name</b>	ETHANOL (ETHYL ALCOHOL) or ETHANOL SOLUTION (ETHYL ALCOHOL SOLUTION)
<b>Transport hazard class(es)</b>	Class : 3 Subrisk : Not Applicable
<b>Packing group</b>	II
<b>Environmental hazard</b>	Not Applicable
<b>Special precautions for user</b>	Special provisions : 144 Limited quantity : 1 L

### Air transport (ICAO-IATA / DGR)

<b>UN number</b>	1170
<b>UN proper shipping name</b>	Ethanol or Ethanol. Solution
<b>Transport hazard class(es)</b>	ICAO/IATA Class : 3 ICAO / IATA Subrisk : Not Applicable ERG Code : 3L
<b>Packing group</b>	II
<b>Environmental hazard</b>	Not Applicable
<b>Special precautions for user</b>	Special provisions : A3 A58 A180 Cargo Only Packing Instructions : 364 Cargo Only Maximum Qty / Pack : 60 L Passenger and Cargo Packing Instructions : 353 Passenger and Cargo Maximum Qty / Pack : 5 L Passenger and Cargo Limited Quantity Packing Instructions : Y341 Passenger and Cargo Limited Maximum Qty / Pack : 1 L

### Sea transport (IMDG-Code / GGVSee)

<b>UN number</b>	1170
<b>UN proper shipping name</b>	ETHANOL (ETHYL ALCOHOL) or ETHANOL SOLUTION (ETHYL ALCOHOL SOLUTION)
<b>Transport hazard class(es)</b>	IMDG Class : 3 IMDG Subrisk : Not Applicable
<b>Packing group</b>	II
<b>Environmental hazard</b>	Not Applicable
<b>Special precautions for user</b>	EMS Number : F-E , S-D Special provisions : 144 Limited Quantities : 1 L

### Transport in bulk according to Annex II of MARPOL and the IBC code

Not Applicable

## SECTION 15 REGULATORY INFORMATION

### Safety, health and environmental regulations / legislation specific for the substance or mixture

#### ETHANOL(64-17-5) IS FOUND ON THE FOLLOWING REGULATORY LISTS

Australia Dangerous Goods Code (ADG Code) - Dangerous Goods List	IMO IBC Code Chapter 17: Summary of minimum requirements
Australia Dangerous Goods Code (ADG Code) - List of Emergency Action Codes	IMO IBC Code Chapter 18: List of products to which the Code does not apply
Australia Exposure Standards	IMO MARPOL 73/78 (Annex II) - List of Other Liquid Substances
Australia Hazardous Chemical Information System (HCIS) - Hazardous Chemicals	IMO Provisional Categorization of Liquid Substances - List 2: Pollutant only mixtures containing at least 99% by weight of components already assessed by IMO
Australia Inventory of Chemical Substances (AICS)	IMO Provisional Categorization of Liquid Substances - List 3: (Trade-named) mixtures containing at least 99% by weight of components already assessed by IMO, presenting safety hazards
Australia Standard for the Uniform Scheduling of Medicines and Poisons (SUSMP) - Appendix B (Part 3)	International Air Transport Association (IATA) Dangerous Goods Regulations
Australia Standard for the Uniform Scheduling of Medicines and Poisons (SUSMP) - Index	International Maritime Dangerous Goods Requirements (IMDG Code)
GESAMP/EHS Composite List - GESAMP Hazard Profiles	United Nations Recommendations on the Transport of Dangerous Goods Model Regulations (English)

#### WATER(7732-18-5) IS FOUND ON THE FOLLOWING REGULATORY LISTS

Australia Inventory of Chemical Substances (AICS)	IMO IBC Code Chapter 18: List of products to which the Code does not apply
---	--

### National Inventory Status

National Inventory	Status
Australia - AICS	No (polyvinyl alcohol resin, proprietary) Non-disclosed ingredients
Canada - DSL	No (polyvinyl alcohol resin, proprietary) Non-disclosed ingredients
Canada - NDSL	No (ethanol; water; polyvinyl alcohol resin, proprietary) Non-disclosed ingredients
China - IECSC	No (polyvinyl alcohol resin, proprietary) Non-disclosed ingredients
Europe - EINEC / ELINCS / NLP	No (polyvinyl alcohol resin, proprietary) Non-disclosed ingredients
Japan - ENCS	No (polyvinyl alcohol resin, proprietary) Non-disclosed ingredients
Korea - KECI	No (polyvinyl alcohol resin, proprietary) Non-disclosed ingredients
New Zealand - NZIoC	No (polyvinyl alcohol resin, proprietary) Non-disclosed ingredients
Philippines - PICCS	No (polyvinyl alcohol resin, proprietary) Non-disclosed ingredients
USA - TSCA	No (polyvinyl alcohol resin, proprietary) Non-disclosed ingredients
Taiwan - TCSI	No (polyvinyl alcohol resin, proprietary) Non-disclosed ingredients
Mexico - INSQ	No (polyvinyl alcohol resin, proprietary) Non-disclosed ingredients
Vietnam - NCI	No (polyvinyl alcohol resin, proprietary) Non-disclosed ingredients
Russia - ARIPS	No (polyvinyl alcohol resin, proprietary) Non-disclosed ingredients
Thailand - TECl	No (polyvinyl alcohol resin, proprietary) Non-disclosed ingredients
<b>Legend:</b>	Yes = All declared ingredients are on the inventory No = Not determined or one or more ingredients are not on the inventory and are not exempt from listing(see specific ingredients in brackets)

## SECTION 16 OTHER INFORMATION

<b>Revision Date</b>	08/04/2019
<b>Initial Date</b>	21/05/2008

### SDS Version Summary

Version	Issue Date	Sections Updated
7.1.1.1	25/07/2018	Acute Health (eye), Acute Health (inhaled), Acute Health (skin), Acute Health (swallowed), Appearance, Chronic Health, Classification, Disposal, Engineering Control, Environmental, Fire Fighter (fire/explosion hazard), Fire Fighter (fire fighting), Fire Fighter (fire incompatibility), First Aid (eye), First Aid (inhaled), Handling Procedure, Ingredients, Personal Protection (other), Personal Protection (eye), Personal Protection (hands/feet), Physical Properties, Spills (major), Spills (minor), Storage (storage requirement), Storage (suitable container), Supplier Information, Synonyms, Toxicity and Irritation (Toxicity Figure), Use, Name
8.1.1.1	08/04/2019	Appearance, Classification, Fire Fighter (fire/explosion hazard), Physical Properties, Spills (major), Spills (minor), Transport Information

### Other information

#### Ingredients with multiple cas numbers

Name	CAS No
ethanol	64-17-5, 2348-46-1

Classification of the preparation and its individual components has drawn on official and authoritative sources as well as independent review by the Chemwatch Classification committee using available literature references.

The SDS is a Hazard Communication tool and should be used to assist in the Risk Assessment. Many factors determine whether the reported Hazards are Risks in the workplace or other settings. Risks may be determined by reference to Exposures Scenarios. Scale of use, frequency of use and current or available engineering controls must be considered.

### Definitions and abbreviations

PC—TWA: Permissible Concentration-Time Weighted Average  
PC—STEL: Permissible Concentration-Short Term Exposure Limit  
IARC: International Agency for Research on Cancer  
ACGIH: American Conference of Governmental Industrial Hygienists  
STEL: Short Term Exposure Limit  
TEEL: Temporary Emergency Exposure Limit  
IDLH: Immediately Dangerous to Life or Health Concentrations  
OSF: Odour Safety Factor  
NOAEL :No Observed Adverse Effect Level  
LOAEL: Lowest Observed Adverse Effect Level  
TLV: Threshold Limit Value  
LOD: Limit Of Detection  
OTV: Odour Threshold Value  
BCF: BioConcentration Factors  
BEI: Biological Exposure Index